

# Baby Blizzard 6500 Series



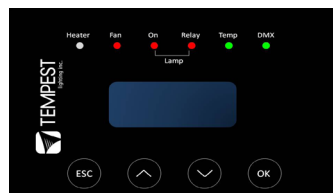
*Snow, rain, dust or tropical heat – this baby will keep your compact digital projector snug and secure. In the tropics, the desert, at sea – in fact anywhere you might want to use a digital projector exposed to the weather.*

*Baby Blizzard can handle most modern projectors up to about 4,000 ANSI lumens, and some even brighter – see the selection guide over the page*

Baby Blizzard 6500 Series Projector Enclosures are designed specifically for smaller Digital Projectors, and are now available with Tempest’s patented Digital Enclosure Control (DEC3TM) system, for ultimate equipment protection and longevity in any climate. For indoor or arid environments, Baby Blizzard can be simply force-cooled,

with a choice of high and low speed fans. Choose the low-speed option for low-powered projectors where acoustic noise is a concern. All Blizzard enclosures feature easy access for relamping, and tempered, optical glass projection windows. Baby Blizzard may be mounted on a base or superstructure, or suspended below a ceiling or truss,

using industry-standard Unistrut™ hardware. Blizzard sets the standard for elemental protection, low maintenance, and long equipment life. The Blizzard 6500 Series is a complete protection system that will pay for itself many times over in reduced maintenance and extended lamp and projector life.



**Enclosure**

Exterior grade powder coated aluminum and stainless steel. Wide, tempered optical glass projection window caters for offset-lens projectors.

**Finish**

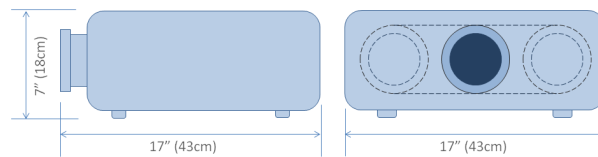
Exterior grade powder coating: epoxy primer, Cardinal T391-BG290 Bronze Texture. Custom colors to special order.

**Ordering Guide:**

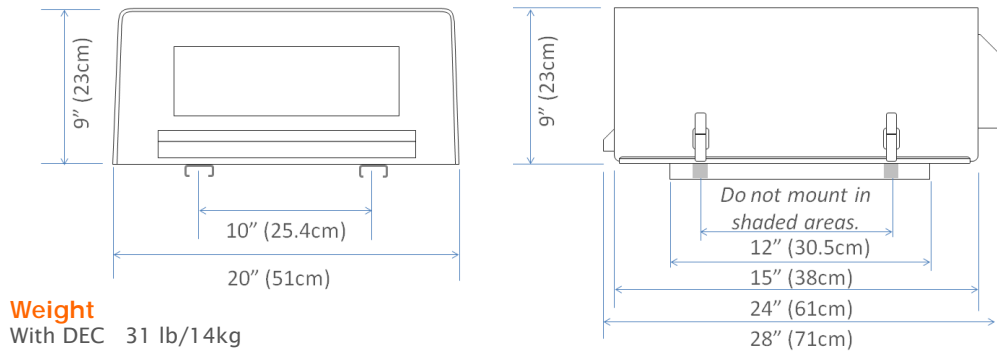
Model #	Description	Type	Max Lamp*	Voltage
6500.IN	Baby Blizzard	Fan	600W	230
6500.US	Baby Blizzard	Fan	600W	120
6505.IN	Baby Blizzard low-noise	Lo-speed Fan	300W	230
6505.US	Baby Blizzard low-noise	Lo-speed Fan	300W	120
6510.IN	Baby Blizzard DEC3	DEC3	600W	230
6510.US	Baby Blizzard DEC3	DEC3	600W	120
6515.IN	Baby Blizzard DEC3, low-noise	DEC3, Lo-speed fan	300W	230
6515.US	Baby Blizzard DEC3, low-noise	DEC3, Lo-speed fan	300W	120

*\* Baby Blizzard regular and lo-speed fan enclosures are approved respectively to 810 and 405 watts total projector load, including projector power supplies and fans etc.*

**Maximum Projector Dimensions**




**Enclosure Dimensions**



**Weight**  
 With DEC 31 lb/14kg  
 Fan Only 29 lb/13kg

**Access**



The enclosure cover is removable for installation and maintenance, providing excellent access. The projector is held firmly in place with the adjustable cinch strap provided. Note the extra-wide projection window, for projectors with lenses offset from center.

**Cooling/Heating**

Cooling by a single AC axial fan located on the rear panel. Incoming air is filtered using a removable, washable air filter in the front air intake cowl. Heater is a 240W line voltage strip heater (DEC3 models only).

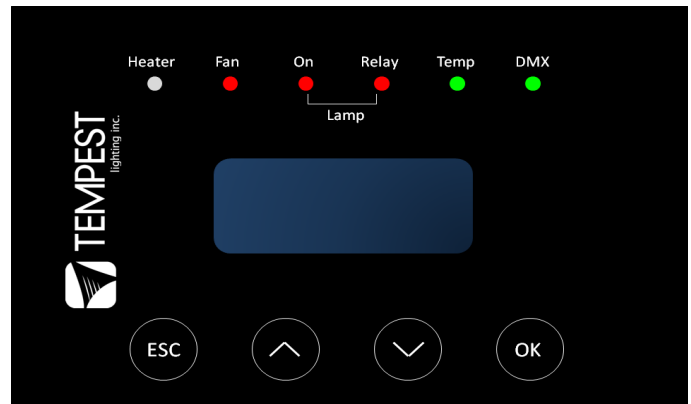
## Digital Enclosure Control?

DEC3™ – that's Digital Enclosure Control, 3rd Generation – takes enclosure control to the next level. DEC3 is an entirely new controller, featuring high-reliability surface-mount electronics, extreme heavy-duty switching components, and a handy waterproof user control panel on the outside of the enclosure. DEC3 offers communication via DMX and RDM, or may be used in its entirely automatic standalone operating mode. DEC3 monitors internal temperature, humidity and lamp current at all times, and uses this information to control its lamp relay, fans and heaters, and report back over RDM if desired. DEC3 works right out of the box – if you don't want to play with its default settings, you don't need to. DEC3's mission is to maintain temperature and humidity inside the enclosure within the 'Goldilocks' band – never too hot, never too cold, and never, never, allowing deadly condensation to form. Condensation is fatal to electronic equipment, particularly in polluted areas or saline environments, where it brings not only rust and short-circuits, but also a steady buildup of mineral and salt deposits. Incidentally, this is very hard to control with air-conditioning type systems, which is why we don't use them.

DEC3's function depends on whether the projector lamp is on or off:

### Lamp ON

When the projector/fixture is running, the heat from the lamp takes care of humidity, and DEC3 runs the enclosure's fan to change its air every few seconds – ensuring minimal temperature rise above outside ambient.



DEC3's user interface uses capsense™ technology for a watertight control panel that's easy to use and easy to read.

LED indicators show the status of all major functions, and the display shows DMX address, temperature, humidity and any error messages you need to know about.

Use the simple menus to optimize temperature and humidity settings, set DMX address, view and reset lamp hour counter, and more.

Large Systems? All this is available over RDM, in your control room, or even over the internet.

### Lamp OFF

When the lamp is off, DEC3 goes to work. When conditions are within normal bounds, DEC 3 pulses the heater at a low level to prevent condensation, and gently changes the enclosure air every 30 seconds or so. We call this 'pulse mode', and it is the key to preventing damaging condensation inside your equipment. If the temperature rises above the top set limit, DEC3 runs the fans to cool it down. In cold conditions, DEC3 will run the heater as required to maintain the bottom set temperature.

And at the same time, DEC3 can tell you what's happening over an RDM network – great for larger installations.

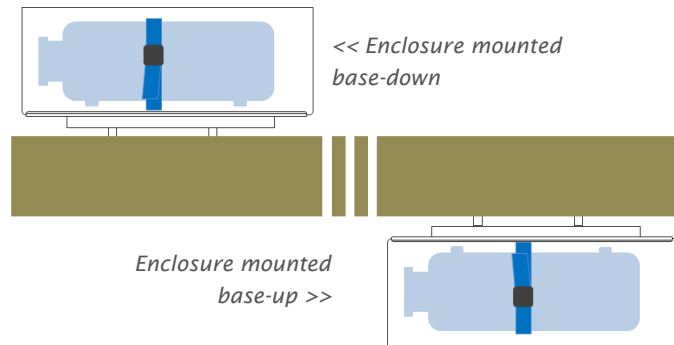
## Wiring Information

Two 0.875" (22.2mm) holes provided for wiring access - one for power, one for signal. Suits US 1/2" ID/International 20mm OD conduit. IEC 3-pin receptacle provided for projector power inside enclosure.

Note that DEC3 models must be powered 24/7. Installer may provide one or two switched feeds as preferred, for projector and enclosure power.

## Mounting

All Blizzard enclosures may be mounted either base-down, on a solid surface or super-structure, or suspended base-up, under a ceiling, structure or overhang.

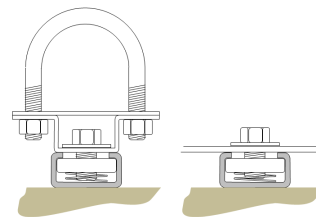


## Mounting Hardware (optional)

Two parallel 1 5/8" x 13/16" Unistrut. Use standard Unistrut hardware, or order any of the mounting kits below. Tempest uses and recommends only stainless steel mounting hardware.

**4900.MC** Stainless Steel pipe clamp kit, for pipes 1.5" (38mm) to 2" (50mm) OD. Four required per enclosure.

**4925.MC** Stainless Steel pipe clamp kit, for pipes 2" (50mm) to 2.5"/64mm OD. Four required per enclosure.



**4900.MB** Stainless Steel Bolt Kit, for attachment to a (user supplied) mounting plate up to 1/4"/6mm thick.

*Tempest Lighting, Inc. accepts no responsibility whatsoever for damages arising from deficient mounting design or installation by others.*

## Shipping

Carton 30" x 26" x 12" (75 x 66 x 30cm), weight 34lb/15kg

Schedule B Export Code: 8536.30.0000

## Approvals

ETL and cETL listed to UL Standard 50, 508

CE: EN55015, EN61000-3-4, EN61000-3-5, EN61000-4-2, EN61000-4-3, EN61000-4-4, EN61000-4-5, EN61000-4-6, EN61000-4-8, EN61000-4-11, EN60598-1

NEMA Type 3R Enclosure (approximately equivalent to IP54)

This product is protected by US Patent Number 6,352,358.

© Tempest Lighting, Inc., September 2010  
In the interest of continuous product improvement,  
specifications are subject to change without notice



Tempest Lighting, Inc.,

13110 Saticoy Street, Unit C, North Hollywood, CA 91605, USA

www.tempestlighting.com info@tempestlighting.com

t: +1 818 787 8984

f: +1 818 982 5582